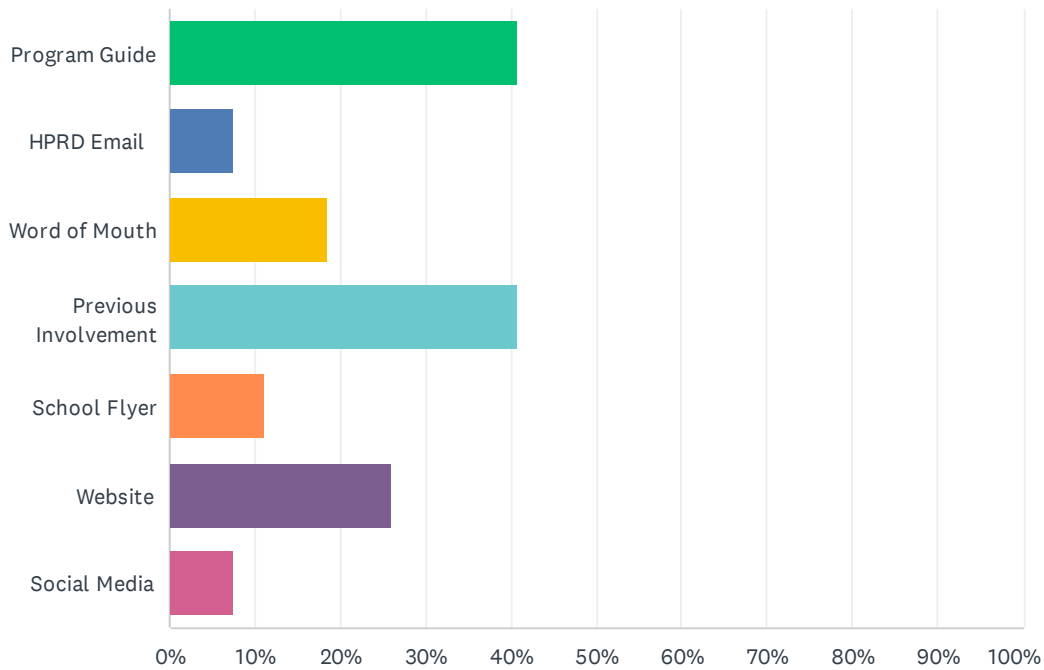


# Q1 How did you hear about this program? Check all that apply.

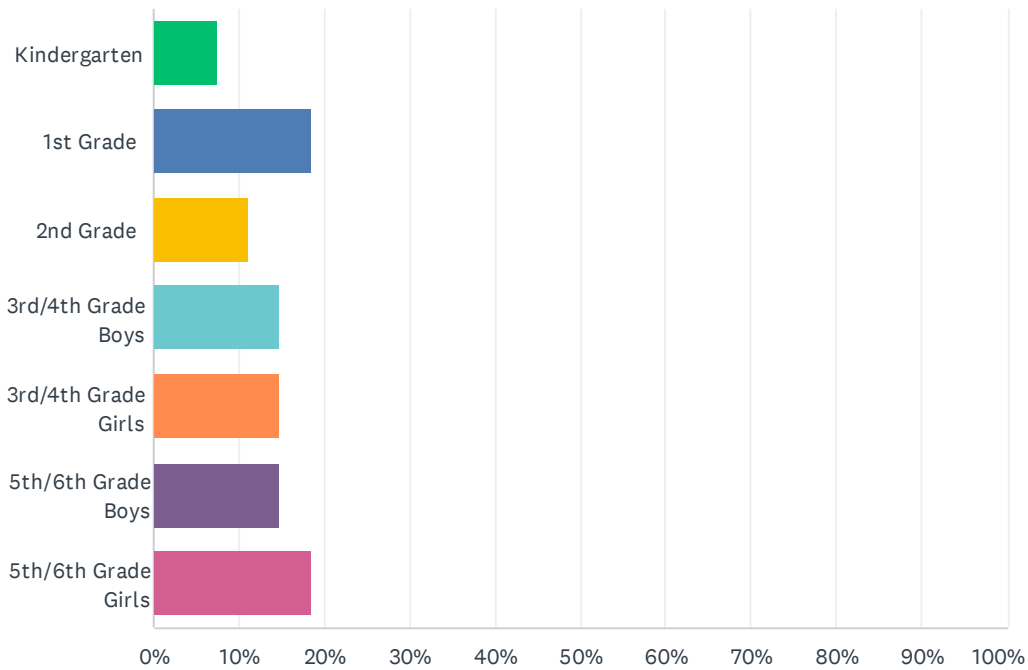
Answered: 27 Skipped: 0



ANSWER CHOICES	RESPONSES	
Program Guide	40.74%	11
HPRD Email	7.41%	2
Word of Mouth	18.52%	5
Previous Involvement	40.74%	11
School Flyer	11.11%	3
Website	25.93%	7
Social Media	7.41%	2
Total Respondents: 27		

## Q2 Which program were you a part of this Winter?

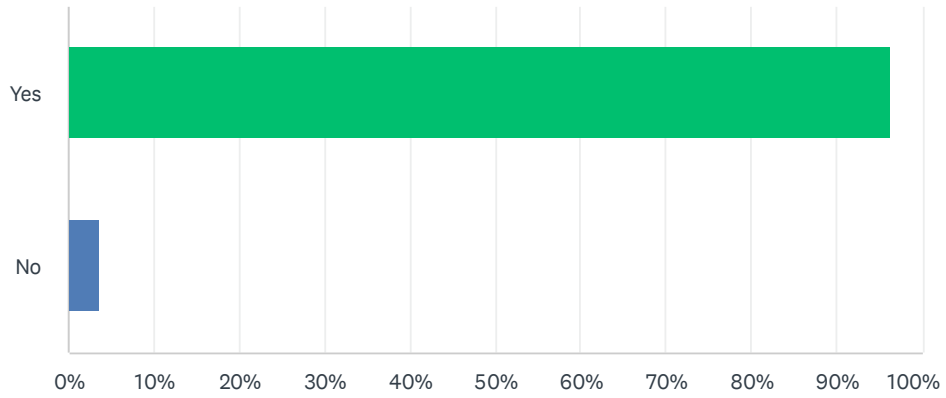
Answered: 27 Skipped: 0



ANSWER CHOICES	RESPONSES
Kindergarten	7.41% 2
1st Grade	18.52% 5
2nd Grade	11.11% 3
3rd/4th Grade Boys	14.81% 4
3rd/4th Grade Girls	14.81% 4
5th/6th Grade Boys	14.81% 4
5th/6th Grade Girls	18.52% 5
Total Respondents: 27	

### Q3 Did your child(ren) have fun in the program?

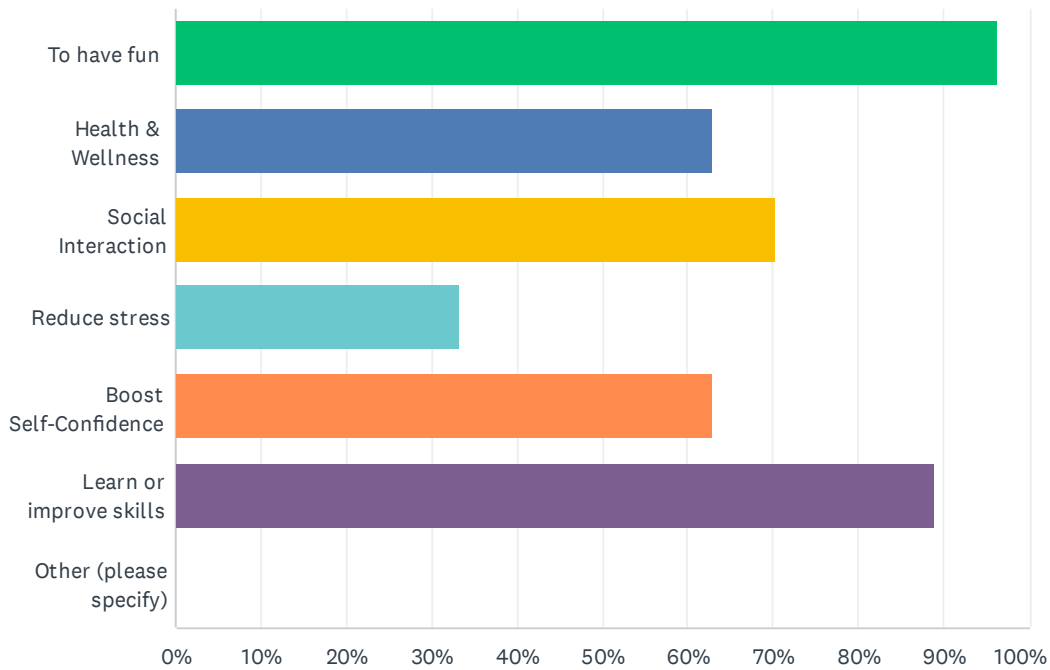
Answered: 27 Skipped: 0



ANSWER CHOICES	RESPONSES	
Yes	96.30%	26
No	3.70%	1
TOTAL		27

### Q4 I participate in youth sports for the following reasons?

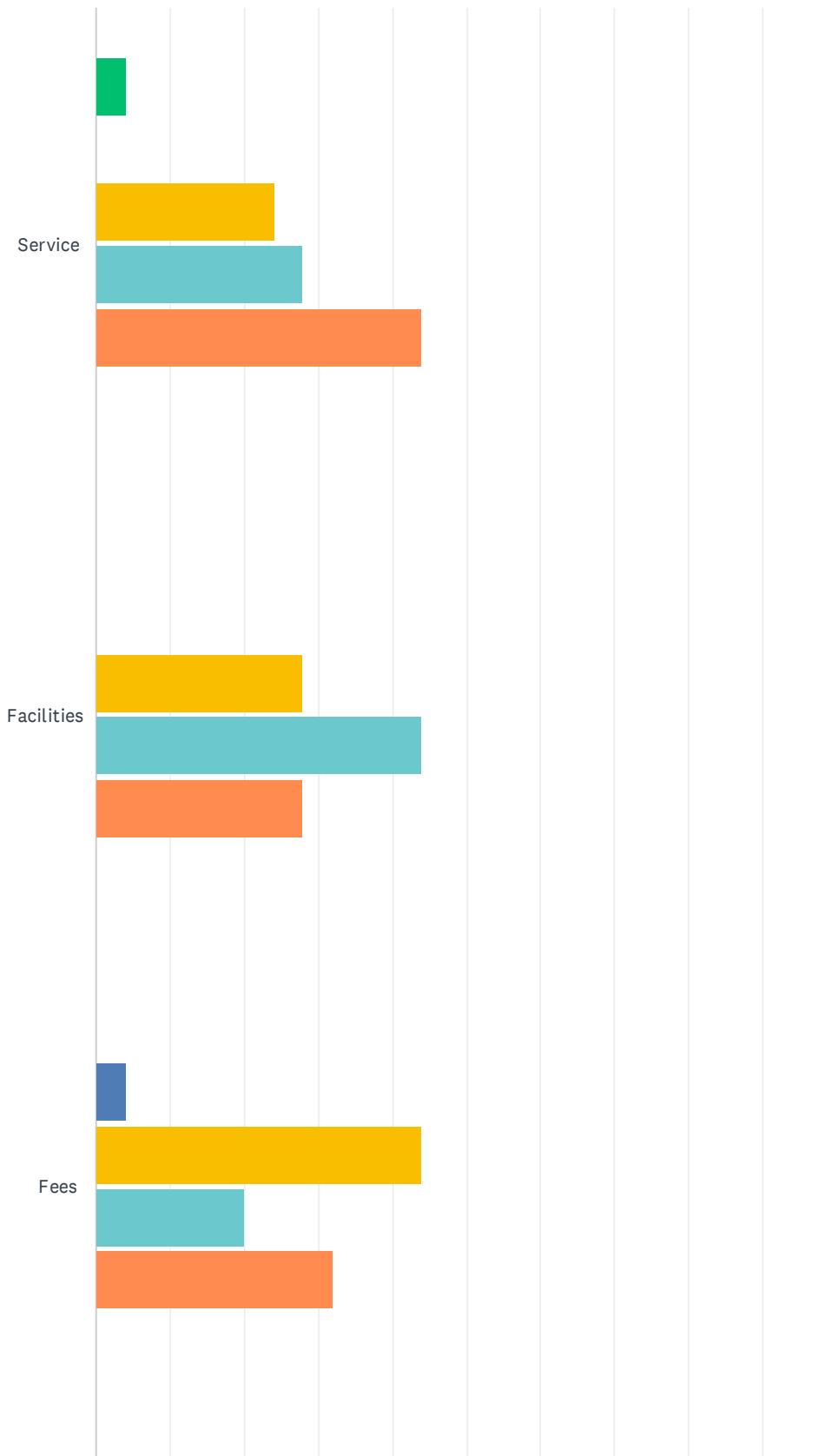
Answered: 27 Skipped: 0

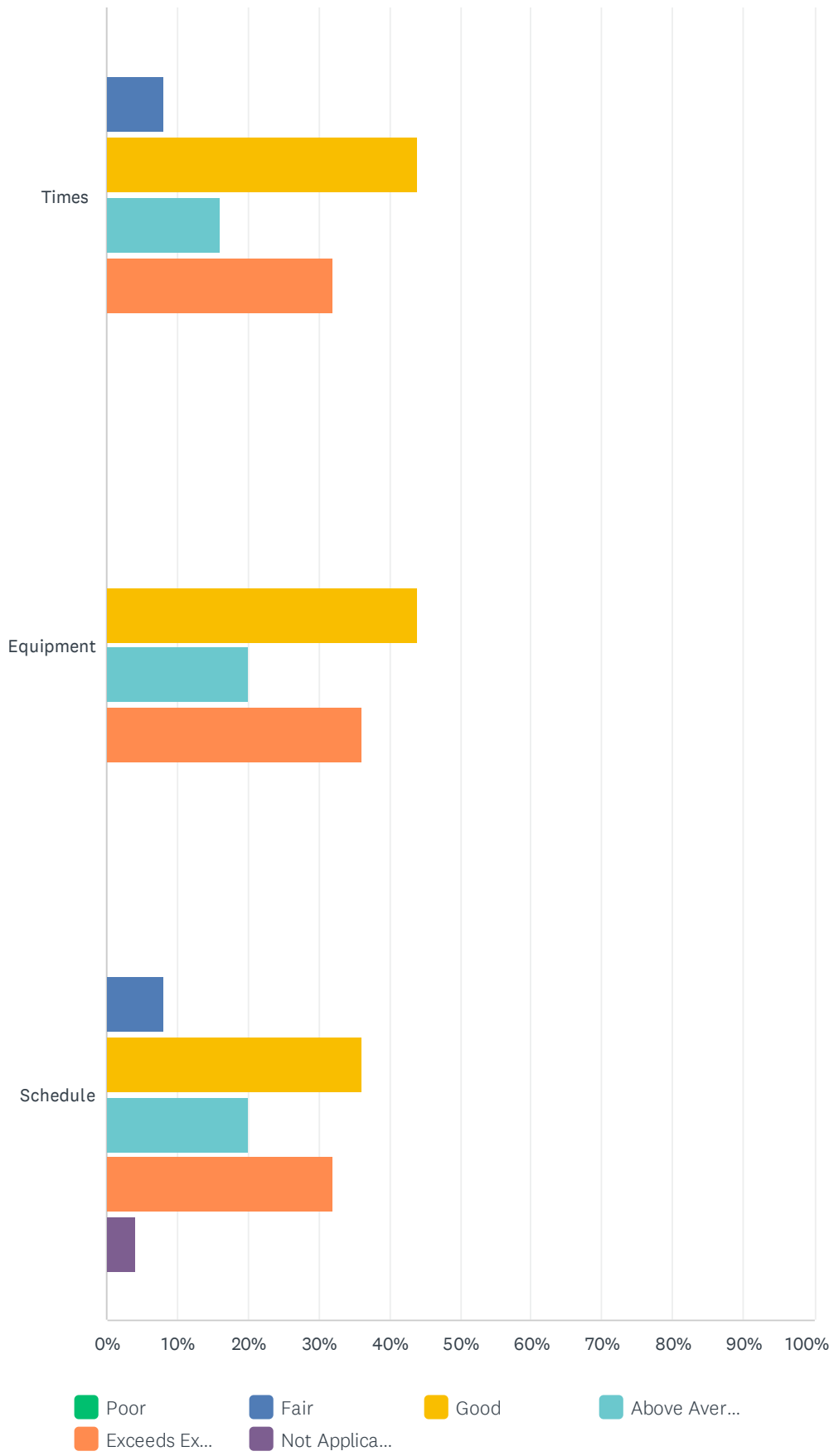


ANSWER CHOICES	RESPONSES	
To have fun	96.30%	26
Health & Wellness	62.96%	17
Social Interaction	70.37%	19
Reduce stress	33.33%	9
Boost Self-Confidence	62.96%	17
Learn or improve skills	88.89%	24
Other (please specify)	0.00%	0
Total Respondents: 27		

### Q5 Please rate the following aspects

Answered: 25 Skipped: 2

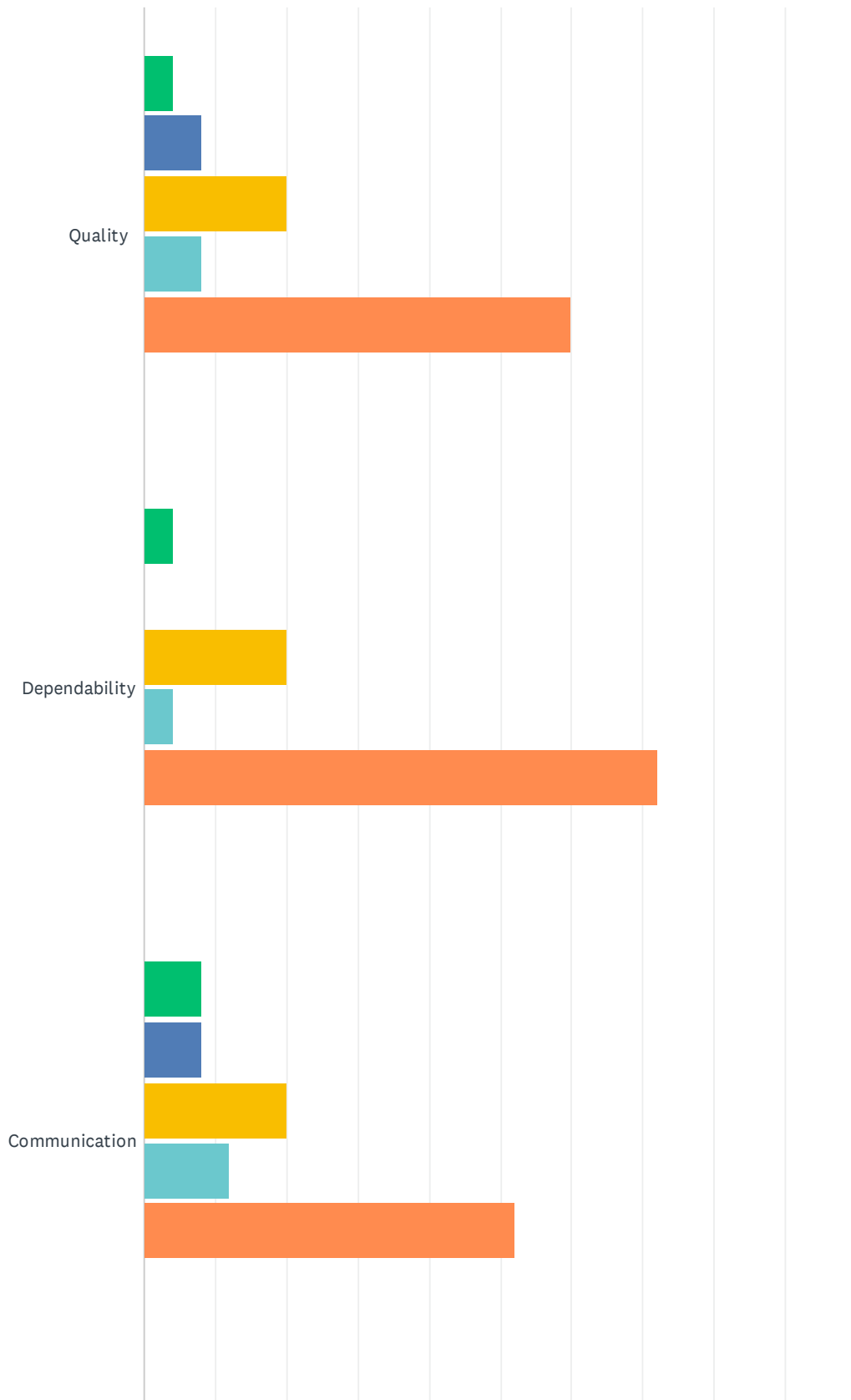




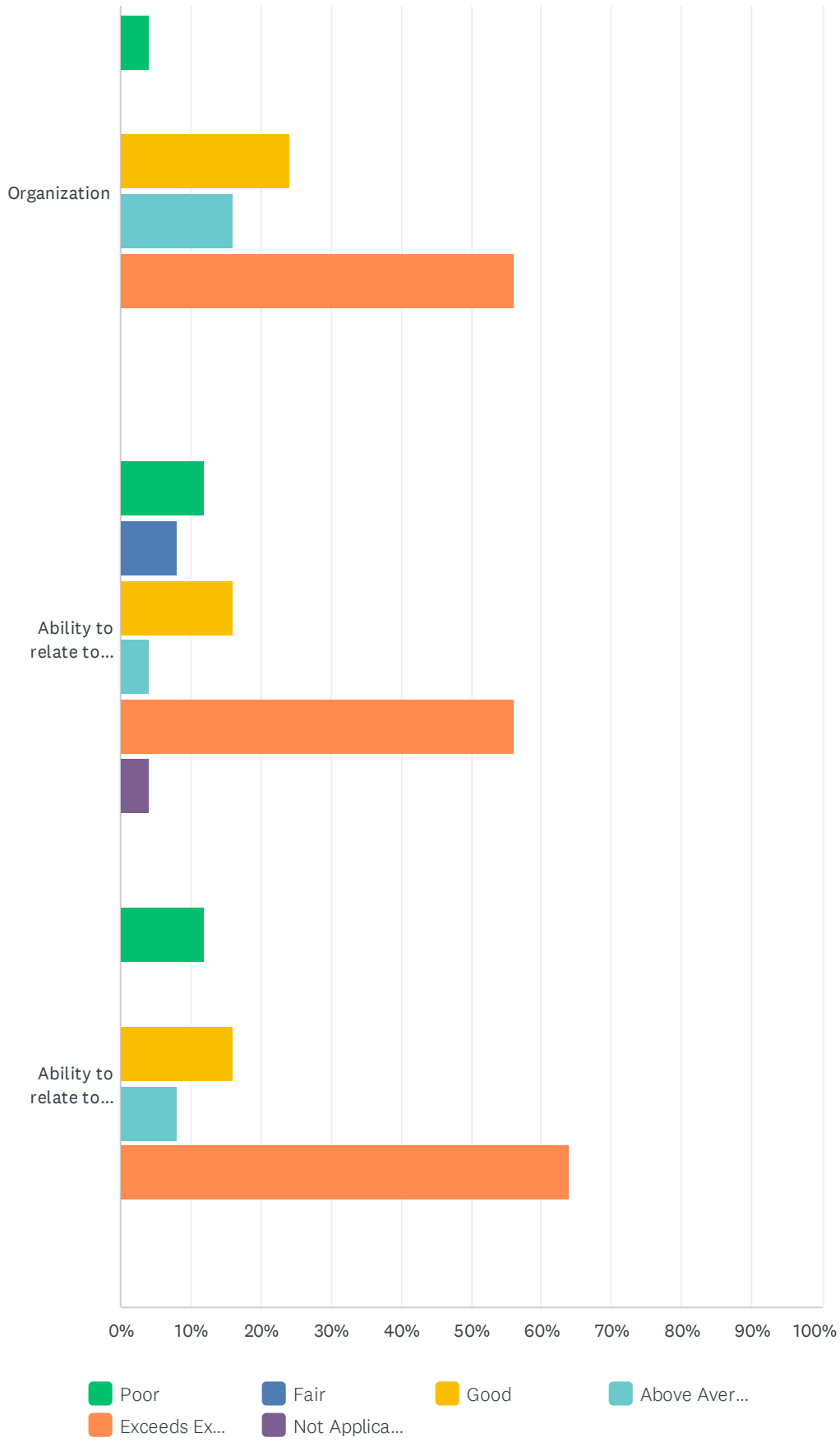
	POOR	FAIR	GOOD	ABOVE AVERAGE	EXCEEDS EXPECTATIONS	NOT APPLICABLE	TOTAL
Service	4.00% 1	0.00% 0	24.00% 6	28.00% 7	44.00% 11	0.00% 0	25
Facilities	0.00% 0	0.00% 0	28.00% 7	44.00% 11	28.00% 7	0.00% 0	25
Fees	0.00% 0	4.00% 1	44.00% 11	20.00% 5	32.00% 8	0.00% 0	25
Times	0.00% 0	8.00% 2	44.00% 11	16.00% 4	32.00% 8	0.00% 0	25
Equipment	0.00% 0	0.00% 0	44.00% 11	20.00% 5	36.00% 9	0.00% 0	25
Schedule	0.00% 0	8.00% 2	36.00% 9	20.00% 5	32.00% 8	4.00% 1	25

### Q6 Please rate the following aspects about the coaching staff.

Answered: 25 Skipped: 2



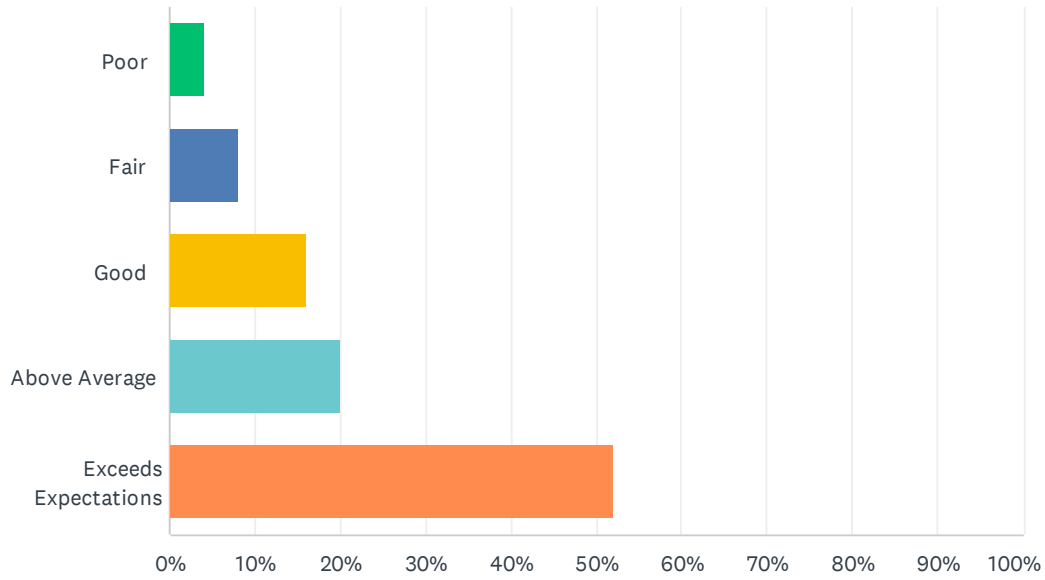




	POOR	FAIR	GOOD	ABOVE AVERAGE	EXCEEDS EXPECTATIONS	NOT APPLICABLE	TOTAL
Quality	4.00% 1	8.00% 2	20.00% 5	8.00% 2	60.00% 15	0.00% 0	25
Dependability	4.00% 1	0.00% 0	20.00% 5	4.00% 1	72.00% 18	0.00% 0	25
Communication	8.00% 2	8.00% 2	20.00% 5	12.00% 3	52.00% 13	0.00% 0	25
Organization	4.00% 1	0.00% 0	24.00% 6	16.00% 4	56.00% 14	0.00% 0	25
Ability to relate to parents	12.00% 3	8.00% 2	16.00% 4	4.00% 1	56.00% 14	4.00% 1	25
Ability to relate to players	12.00% 3	0.00% 0	16.00% 4	8.00% 2	64.00% 16	0.00% 0	25

### Q7 Please rate your overall satisfaction.

Answered: 25 Skipped: 2



ANSWER CHOICES	RESPONSES	
Poor	4.00%	1
Fair	8.00%	2
Good	16.00%	4
Above Average	20.00%	5
Exceeds Expectations	52.00%	13
<b>TOTAL</b>		<b>25</b>

## Q8 How would you describe your season?

Answered: 25 Skipped: 2

## Q9 What was the best aspect of the program?

Answered: 25 Skipped: 2

## Q10 What is one thing you would like to see improve for next year?

Answered: 25 Skipped: 2

**Q11 Please provide your feedback on start date, length of season, times, location etc.?**

Answered: 13 Skipped: 14

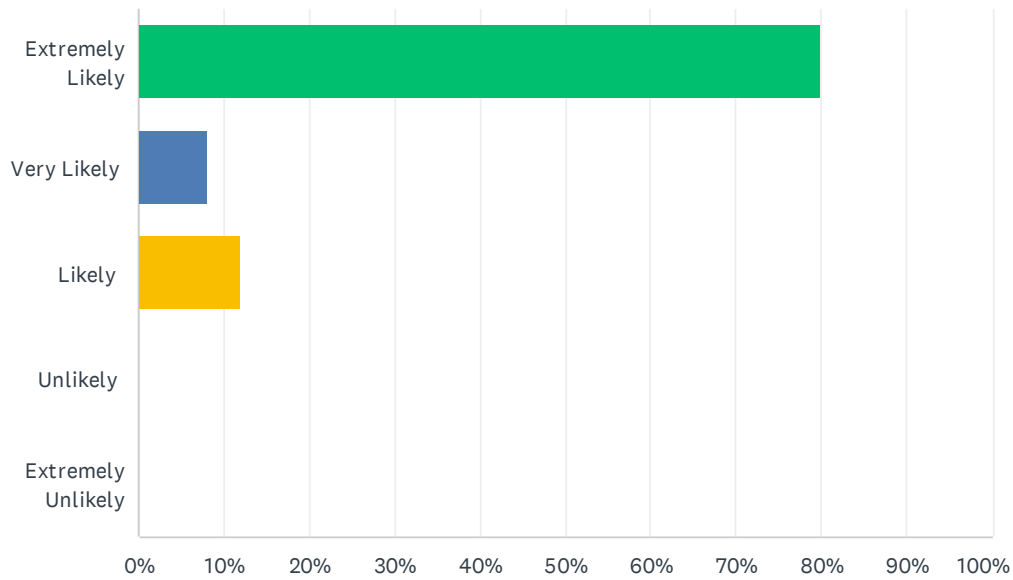
**Q12 Please use this space for additional comments and suggestions.**

Answered: 6 Skipped: 21



### Q13 How likely are you to participant in youth sports in future seasons?

Answered: 25 Skipped: 2



ANSWER CHOICES	RESPONSES	
Extremely Likely	80.00%	20
Very Likely	8.00%	2
Likely	12.00%	3
Unlikely	0.00%	0
Extremely Unlikely	0.00%	0
<b>TOTAL</b>		<b>25</b>